

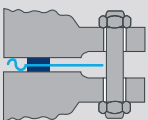
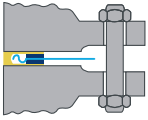
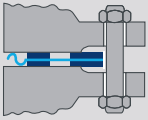
Metal flat profile gaskets with layers

revoSeal Eco+

The ECO+ gasket consists of a solid stainless steel carrier, with a thin graphite layer on both sides. On the medium side, a resilient cog is embossed, which metallurgically seals on both sides of the flange. The resilient cog can balance forces caused by pressure and temperature fluctuations without being plastically deformed.

Highlights

- › Temperature: -200°C to + 400°C
- › Pressure range : from vacuum to 160 bar (900 lbs)
- › Over-achieves TA-Luft and **VDI 2290** in connection with a leakage check according to **EN 1591-1** (also at using screws of minor quality)
- › Standard material 1.4571 (additional materials on request)
- › Total thickness 1.6 mm (+/- 0.1 mm)
- › Fire Safe Certificate according to **API 607** (also for PTFE) and blow-out resistance according to **VDI 2200**

Type	Cross section	Designation
Eco+		In traditional systems the Eco+ can be used as high-quality replacement for all kinds of flat gaskets up to 2 mm overall height. Due to the thin soft material layers, high surface pressures are already achieved at low bolt forces. At new constructions the Eco+ is the most cost-efficient and technically better alternative to serrated and spiral wound gaskets. Due to the resilient design, retightening of the screws is no longer necessary even at strong pressure and temperature fluctuations.
Eco PU		The Eco PU has a PTFE-U-jacket with diffusion barrier. Therefore, it is best suited for aggressive media in plastic and enamel flanges. Even with low bolt torque forces high surface pressures can be realised.
Eco Top		The Eco TOP has the same properties as the Eco+. It is, however provided with a secondary graphite layer with lower density or PTFE. The secondary seal prevents from flange corrosion as often seen with carbon steel flanges.

Dimensions Eco+

For flanges according DIN2632-2638 – series 1 and DIN EN 1092-1

[DN]	d1				d2								d3							
	PN 10 -40	PN 64	PN 100	PN 160	PN 10	PN 16	PN 25	PN 40	PN 64	PN 100	PN 160	PN 10	PN 16	PN 25	PN 40	PN 64	PN 100	PN 160		
15	22	22	22	22	40	40	40	40	40	40	40	51	51	51	51	61	61	61		
20	32	-	-	-	50	50	50	50	-	-	-	61	61	61	61	-	-	-		
25	40	40	40	40	58	58	58	58	58	58	58	71	71	71	71	82	82	82		
32	49	-	-	-	69	69	69	69	-	-	-	82	82	82	82	-	-	-		
40	57	57	57	57	77	77	77	77	77	77	77	92	92	92	92	103	103	103		
50	68	68	68	68	88	88	88	88	88	88	88	107	107	107	107	113	119	119		
65	85	85	85	85	107	107	107	107	107	107	107	127	127	127	127	138	144	144		
80	102	102	102	102	124	124	124	124	124	124	124	142	142	142	142	148	154	154		
100	123	123	123	123	151	151	151	151	155	155	155	162	162	168	168	174	180	180		
125	148	148	148	148	176	176	176	176	180	180	180	192	192	194	194	210	217	217		
150	176	176	176	176	204	204	204	204	214	214	214	218	218	224	224	247	257	257		
200	224	224	224	224	252	252	252	256	262	268	268	273	273	284	290	309	324	324		
250	283	283	283	283	315	315	315	321	321	331	331	328	329	340	352	364	391	388		
300	330	330	330	330	362	362	368	368	378	378	388	378	384	400	417	424	458	458		
350	370	370	370	-	402	402	402	402	408	412	-	438	443	457	474	486	512	-		
400	420	420	420	-	452	452	452	458	458	468	-	489	495	514	546	543	572	-		
450	480	-	-	-	518	518	528	528	-	-	-	539	555	564	571	-	-	-		
500	530	530	530	-	568	568	568	578	578	584	-	594	617	624	628	657	704	-		
600	630	630	-	-	668	668	668	678	688	-	-	695	734	731	747	764	-	-		
700	730	730	-	-	768	768	778	778	788	-	-	810	804	833	852	879	-	-		
800	830	830	-	-	878	878	888	898	898	-	-	917	911	942	974	988	-	-		
900	930	930	-	-	978	978	988	998	998	-	-	1017	1011	1042	1084	1108	-	-		
1000	1040	1040	-	-	1098	1098	1108	1118	1118	-	-	1124	1128	1154	1194	1220	-	-		

DIN / Inch = nominal width • The graphite dimensions for a flange calculation are available on our website - revoseal.com

Total thickness is 1.6 +/- 0.1 mm • also available in other DIN and ANSI dimension

Design and calculation according to revoseal factory standard

Dimensions Eco+

For flanges according ANSI B 16.5

[inch]	d1		d2					d3				
	150-400 lbs	600-900 lbs	150 lbs	300 lbs	400 lbs	600 lbs	900 lbs	150 lbs	300 lbs	400 lbs	600 lbs	900 lbs
1/2	18	18	34	34	34	34	34	44,8	50,8	50,8	50,8	60,2
3/4	22	22	40	40	40	40	40	54,2	63,5	63,5	63,5	66,5
1	32	32	50	50	50	50	50	63,5	69,8	69,8	69,8	76,2
1 1/4	40	40	58	58	58	58	58	73,2	79,5	79,5	79,5	85,9
1 1/2	49	49	69	69	69	69	69	82,9	91,9	91,9	91,9	95,6
2	57	57	77	77	77	77	77	101,6	107,9	107,9	107,9	139,7
2 1/2	77	77	97	97	97	97	97	120,6	127,0	127,0	127,0	162,1
3	92	92	114	114	114	114	114	133,3	145,7	145,7	145,7	165,1
3 1/2	115	115	139	139	139	139	139	158,7	161,8	158,8	158,8	-
4	123	123	151	151	155	155	155	171,4	177,8	174,8	190,5	203,1
5	148	148	176	176	180	180	180	193,5	212,6	209,6	238,3	244,3
6	176	176	204	204	208	208	208	218,9	247,3	244,3	263,7	285,7
8	224	224	252	256	262	268	268	276,1	304,8	301,8	317,5	355,6
10	283	283	315	321	321	331	331	336,6	359,0	355,6	396,7	431,8
12	330	330	362	368	368	378	378	406,4	419,1	415,8	453,9	495,3
14	370	370	402	402	408	408	412	447,9	482,6	479,3	489,0	517,7
16	420	420	452	458	458	468	468	511,4	536,4	533,4	562,2	571,5
18	480	480	518	518	528	528	528	546,1	593,6	590,6	609,6	635,0
20	530	530	568	578	578	584	584	603,2	650,7	644,7	679,4	695,5
24	630	630	668	678	688	688	688	714,2	771,7	765,0	787,4	835,2

DIN / Inch = nominal width • The graphite dimensions for a flange calculation are available on our website - revoseal.com

Total thickness is 1.6 +/- 0.1 mm • also available in other DIN and ANSI dimension

Design and calculation according to revoseal factory standard

